



6. In the lions' den

Age range: Primary

Theme: We gather as a community for collective worship that is **inspiring, invitational and inclusive**, reflecting the fact that we are a part of a diverse school family and the wider church community, serving the needs of our unique school communities. We begin this new term, and 2026, with a new story-saga theme, based on the story of Daniel and how he dared to be different. Whilst we recognise that all these stories contain challenging themes, and imply that standing up for your beliefs could mean certain death, we take the positive messages from each story in how Daniel and his friends were such a contrast to the leaders they served. In our world today, we want to inspire resilience in our pupils to be confident in who they are and what they stand for, just like Daniel, and to be positive role models in your school community, even when it might be difficult. **This week, we come to the end of the series in the saga of Daniel, with the story that he is most famous for, told in a join-in style, and a chance to look back across the whole saga to reflect on how Daniel's actions helped him to 'shine', like a star.**



How does this link to your school's Christian vision & values?

This week, we create an opportunity to reflect on the moments from Daniel's story that children have felt they connected with, or connected with your vision and values. This is reflected in the materials for this collective worship and in the materials that you might use in your classroom reflective areas.

Resources:

- **Please remember that the resources that we provide should be adapted where needed, to suit the context of your own school and your own pupils.**
- **This term, in addition to our usual gathering and sending slides, we are including a slide at the very start to help to 'still' pupils, and help them to enter into the 'sacred' space of collective worship, ready to think, reflect, talk or pray. You might also want to use this in your class to change the 'mood' for any class-based worship. Take this at whatever pace seems necessary for your pupils. It ends with a visual 'timetable', setting out some of the elements that will be included in our time together, which we hope may help some pupils. You can also find these as cards to print out to use in other collective worship if this helps you.**
- As always, there are also some ideas for **reflective activities / ideas** to ponder for use in your reflective areas for this term, listed at the end of the script along with a handy wall chart to print each week for your reflective area. You can find all these as a separate file in our resources area, which may make it easier for teachers to print and use in their classrooms.
- The PowerPoint slides are numbered with a point in the script so you can find your way, and the parts in **bold** show you where to click on to activate the next slide or animation. **Today's story is a join-in, altogether story, but the story is also linked with images to use [slides 17-24], which may help some pupils. Please be aware that using the slides may diminish the effectiveness of the join-in actions.**
- **Reflective prayer activity:** you will need a final set of coloured paper stars for your reflection areas this week. You can find these on p6.

Gathering:

Slide 1: Twinkling stars stilling exercise

Use the stilling slide if desired: the suggested words should be spoken slowly, leaving pauses inbetween to create a sense of stillness.

As you sit quietly, watch the stars twinkle....[PAUSE]

Now practise slower breathing.....in.....and out.....in.....and out.....keep this going as you continue to look at the stars....[PAUSE]

You maybe notice that you are feeling calmer and more relaxed....[PAUSE]

We come into this special / sacred space and time to be still....to think deeply.....to be together as a school community.....

In our time together today, we will **find out some facts about lions** together, **share the next part of our story**, and **then use it to help us think.**

But first, let's welcome one another as we begin....

Slide 2:

Leader: As we gather together today....

ALL:we bring our thoughts and our hearts into this sacred space.

Here are BSL actions for some of the words:

Leader's words:

Shine like stars!

6. In the lions' den



Gather: <https://www.signbsl.com/sign/gather> (1st video)

Today: <https://www.signbsl.com/sign/today> (1st video)

Pupils' response:

Thoughts: <https://www.signbsl.com/sign/thoughts> (1st video)

Hearts: <https://www.signbsl.com/sign/heart> (1st video)

Engaging:

Slide 3: All through this term so far, we have seen this image of Daniel with lions – so you'll be very pleased to know that we have finally reached this part of the story....and there will be lions!



Slides 4-14: Lion Quiz

But first, in honour of the lions in our story, we are going to have a quiz about lions! There will be two answers – you need decide which one is correct! *[You can decide how you ask children to vote – with hands, or maybe by roaring, if you're feeling brave! The answers are included below, and on each slide.]*

Slide 5-6: A baby lion is called.....

- a. A kitten
- b. A cub

Slide 7-8: Lion cubs are born spotty.

- a. True – it helps them to be camouflaged against possible predators.
- b. False

Slide 9-10: How far away can a lion's roar be heard?

- a. 2km
- b. 8km, (that's 5 miles). And lions are the only big cat who practise roaring in groups – cubs start when they are 2-3 months old!

Slide 11-12: The Swahili word for lion is 'nala'. (Swahili is one of the languages spoken across the continent of Africa)

- a. True
- b. False – it's actually 'simba'. You might recognise this from the Lion King!

Slide 13-14: Where do lions live?

- a. Africa
- b. Asia

Actually both are true – most lions live in Africa, but there are also Asiatic Lions who live in parts of India.

Slide 15: Despite how cuddly they may look, how similar their behaviours might be to our pet cats, or how cute they are as cubs, lions are apex predators and they would see most of us as a little snack if we came across their path when they were hungry!!

Slide 16: Now it's finally time to find out what happens when Daniel actually meets some lions. It's a story that everyone can join in with, and here's how. *[explain actions, and then use story script on p.4-5. with images on slides 17-24]*

Slide 25: Responding and words for worship

At the very start of this term, and a brand new year, we read these words together, from the book of Daniel in the Bible: let's read them again:



...wise people will shine like the brightness of the sky. Those who teach others to live right will shine like stars forever and ever.

Slide 26: We've heard this term so far about the actions of Daniel, the hero of our story – and how his actions helped him to 'shine', to stand out in a world where other leaders were often proud and cruel. As we come to the end of Daniel's saga, we're going to pause and think together.....

....I wonder what we might have learned from Daniel's actions about how to live, or about being wise?....

....I wonder what you think most helped Daniel to stand out?....

....I wonder how our school's vision and values might help us to be more like Daniel?....

Slide 27: Prayer

Shine like stars!

6. In the lions' den

Spring 2026 © Diocese of Guildford 
TRANSFORMING CHURCH
TRANSFORMING LIVES



We're going to return to a prayer that we used at the very start of term, with some words to join in: if this is something that you would like to do, then you will see these words '**Help us to shine!**' throughout the prayer – do join in with them if you would like to.

Slide 28: As we think about how Daniel's actions might inspire us, please

Slide 29: '**Help us to shine!**'

Slide 30: As we live out our school's vision and values....

Slide 31: '**Help us to shine!**'

Slide 32: In our friendships and families....

Slide 33: '**Help us to shine!**'

Slide 34: In our desire to make our world a better place....

Slide 36: '**Help us to shine!**'

Slide 37: Amen.

Sending: Slide 38

Leader: As we leave this place & time and go into the day ahead...

All: *May we shine like stars!*



Pupils' response:


Shine: <https://www.signbsl.com/sign/shine> (4th video)

Stars: <https://www.signbsl.com/sign/stars> (4th video)

To listen to / sing:

Choose a song from the selection for the first half of term e.g. [Shine](#) (NBD) or [Let our love show](#) (NBD)

Slide 39: Reflective areas



Print off some more stars on coloured paper for this week – add to your ongoing class display to keep the reflection going!

Think: Think about the stories of Daniel that we have explored so far this term. What have you learned from them?

Talk: Talk about what has helped us to 'shine like stars'.

Do: Write or draw your thoughts onto a star and add it to your class display.



In the lions' den – an altogether story for everyone

This story has some easy, join-in actions linked to specific words (NB BSL link): teach these before you embark on the story.

Word...	Action...
Kingplace a crown on your head
Godpoint upwards
Prayput hands together, in front of you
JealousBSL action: https://www.signbsl.com/sign/jealous . The placing of this is especially significant, across the heart.
Lionscreate a lion pose with hands, and let out a 'ROAR!!!'
Soldierssalute and say 'Sir! YES SIR!!!'
Eatmime eating in some way
Sleeprest head against hands and snore gently

Slide 17: King [*place crown on head*] Darius was the new **King** [*place crown on head*] of Babylon – and in Jerusalem. 'Long live the **King** [*place crown on head*]!' He gathered all of the wisest men to help govern his new **King** [*place crown on head*]-dom and chose Daniel to be one of them. Daniel loved **God** [*point upwards*] and prayed [*hands together*] to him every day. Some of the other advisers were very **jealous** [*BSL action, across heart*] of Daniel's new role, so they went to the **King** [*place crown on head*] with a plan to get him in trouble.

Slide 18: 'King [*place crown on head*] Darius, live forever!' they greeted him. 'We think that the **King** [*place crown on head*] should make this law that everyone would have to obey: no one should **pray** [*put hands together*] to anyone or anything except to you, our **King** [*place crown on head*]. Anyone who doesn't obey this law should be thrown into a den of **lions** [*create a lion pose with hands, and let out a 'ROAR!!!'*]. Write it down so that it cannot be changed.' The **King** [*place crown on head*] thought this was a great idea and so sent out a decree declaring his new law across the **king**-[*place crown on head*]-dom.

Slide 19: When Daniel heard about the new law, he went back to his house, got down onto his knees and **prayed** [*put hands together*] to **God** [*point upwards*], just as he would normally do, which was exactly what the **jealous** [*BSL action, across heart*] advisers wanted.



Slide 20: So, they went to the **King** [*place crown on head*] and told him what they had seen: that Daniel was breaking his new law. **King** [*place crown on head*] Darius was heart-broken, but knew that he had no choice: according to his new law, Daniel must be thrown into the **lions'** [*create a lion pose with hands, and let out a 'ROAR!!!'*] den, for praying [*put hands together*] to **God** [*point upwards*] rather than to him.

Slide 21: **King** [*place crown on head*] Darius summoned his **soldiers** [*salute and say 'Sir! YES SIR!!!'*] and they went to Daniel's house, where they found him on his knees, praying [*put hands together*] to **God** [*point upwards*].

Slide 22: The **soldiers** [*salute and say 'Sir! YES SIR!!!'*] threw Daniel into the **lions'** [*create a lion pose with hands, and let out a 'ROAR!!!'*] den. 'May the **God** [*point upwards*] that you serve all the time save you!' the **King** [*place crown on head*] said as he sealed the den with a huge stone.

The **King** [*place crown on head*] went back to his palace and did not eat [*mime eating*] or sleep [*rest head on hands and snore gently*] for the whole night. The next morning, he went to the **lions'** [*create a lion pose with hands, and let out a 'ROAR!!!'*] den very early, worried at what he might find.

Daniel, servant of the living **God** [*point upwards*]! Has your **God** [*point upwards*] that you always worship been able to save you from the **lions** [*create a lion pose with hands, and let out a 'ROAR!!!'*]?"

Slide 23: 'My **King** [*place crown on head*], live forever! Please don't worry!' Daniel called out from within the den. '**God** [*point upwards*] sent his angel to close the **lions'** [*create a lion pose with hands, and let out a 'ROAR!!!'*] mouths. They have not hurt me at all!'




And so, Daniel was brought out of the **lions'** [*create a lion pose with hands, and let out a 'ROAR!!!'*] den and the **King** [*place crown on head*], wrote another decree that he sent out to all the land.

This is what he wrote: 'Daniel's **God** [*point upwards*] is the living **God** [*point upwards*]. He lives forever. His **King** [*place crown on head*]-dom will never be destroyed. **God** [*point upwards*] rescues and saves people. **God** [*point upwards*] does mighty miracles in heaven and on earth. **God** [*point upwards*] saved Daniel from the power of the **lions** [*create a lion pose with hands, and let out a 'ROAR!!!'*]. Worship him!'

**The King's words are taken directly from Daniel 6:26-27*




Print these stars onto coloured paper and cut out



Shine like stars!

6. In the lions' den



Be courageous!



Think about the stories of Daniel that we have explored so far this term. What have you learned from them?



Talk about what might have helped us to 'shine like stars'.



Write or draw your thoughts onto a star and add it to your class display.

